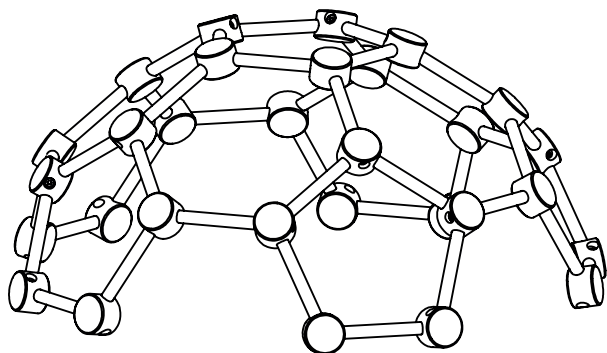


KateHaa

WOODEN TOYS & CHILDREN'S FURNITURE

CLIMBING DOME HONEYCOMB



INSTRUCTIONS FOR ASSEMBLY,
MAINTENANCE AND SAFE USE.

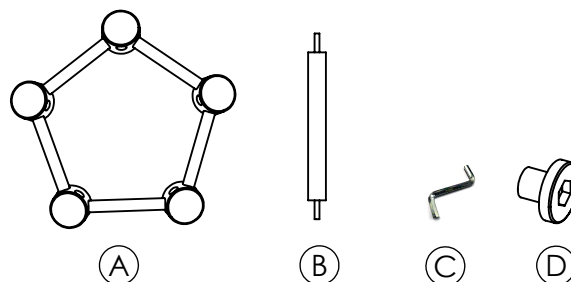
MADE IN LATVIA

KateHaa SIA

Production & Warehouse:
"Slavas", Tinuzi, Ogre region,
Latvia, LV-5015
Email: info@katehaa.com
www.katehaa.com

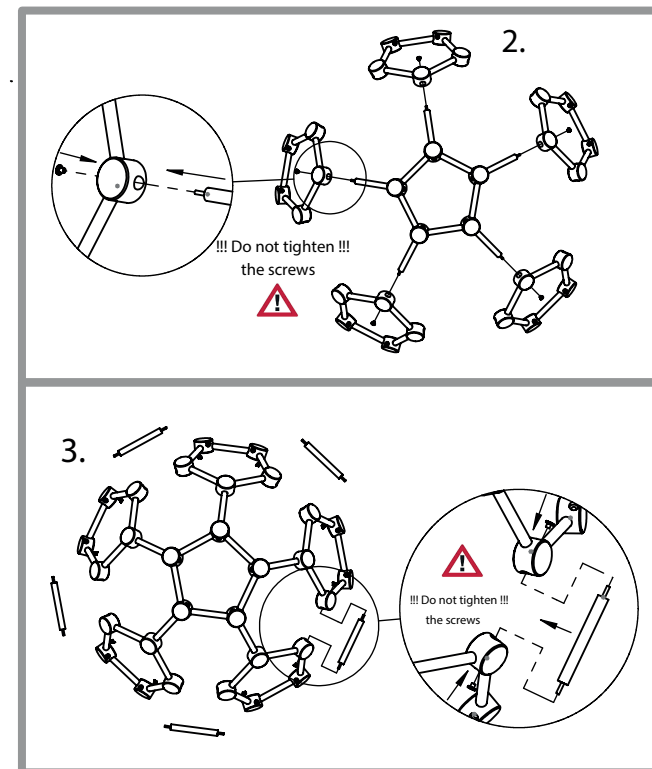
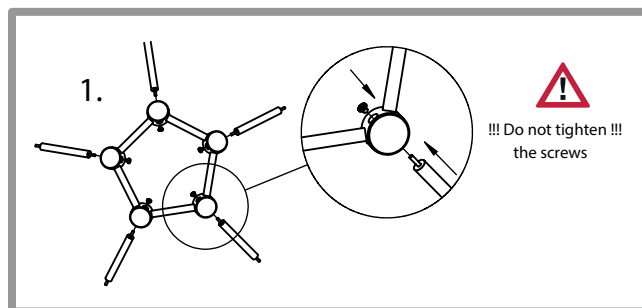
The package contains:

**ADULT
ASSEMBLY
REQUIRED**



- A - WOODEN PENTAGON (x6)
- B - WOODEN ROUND BARS (x10)
- C - ALLEN KEY (x1)
- D - FLAT HEAD SCREWS (x20)

For assembling please follow these steps:



Thank you!

FOLLOW US ON:



1. Do not tighten the screws in steps 1st, 2nd and 3rd.
2. Inserting the wooden roundbars in 3rd step may require some force.
3. After completing the steps 1st, 2nd and 3rd, the screws can be fully tightened.



*KateHaa SIA protects its unique designs worldwide
with patents and design registrations.*

